

WIDE VIEW MAST												
Mast model	Max. Lifting height	Load capacity/Load center 500mm(kg)			Height mast retracted (C)(mm)	Tilting angles Forward/backward (C/°)	Service Weight (kg)					
		CP(CD)40	CP(CD)45	CP(CD)50			CP(CD)40	CP(CD)45	CP(CD)50	CP(C)45	CP(C)50	
M260	2600	4000	4500	5000	2075	6° / 12°	6450	6750	7050	6150	6450	6750
M270	2700	4000	4500	5000	2125	6° / 12°	6475	6775	7075	6175	6475	6775
M300	3000	4000	4500	5000	2275	6° / 12°	6500	6800	7100	6200	6500	6800
M330	3300	4000	4500	5000	2425	6° / 12°	6515	6815	7115	6215	6515	6815
M350	3500	4000	4500	5000	2525	6° / 12°	6525	6825	7125	6225	6525	6825
M370	3700	4000	4500	5000	2625	6° / 12°	6535	6835	7135	6235	6535	6835
M375	3750	4000	4500	5000	2650	6° / 12°	6540	6840	7140	6240	6540	6840
M400	4000	4000	4500	5000	2825	6° / 6°	6560	6850	7150	6250	6550	6850
M425	4250	3800 *4000	4300 *4500	4700 *5000	2950	6° / 6°	6560	6860	7160	6260	6560	6860
M450	4500	3700 *4000	4200 *4500	4500 *5000	3075	6° / 6°	6575	6875	7175	6275	6575	6875
M475	4750	3500 *4000	4000 *4500	4250 *4600	3200	6° / 6°	6590	6890	7190	6290	6590	6890
M500	5000	3200 *3400	3600 *4000	4000 *4200	3325	6° / 6°	6600	6900	7200	6300	6600	6900
M550	5500	2900 *3100	3200 *3600	3600 *3800	3575	3° / 6°	6630	6930	7230	6330	6630	6930
M600	6000	2600 *2900	3000 *3200	3300 *3600	3825	3° / 6°	6650	6950	7250	6350	6650	6950

Note: * Refers to the rated capacity with front dual tyre.

WIDE VIEW FULL FREE 2-STAGE MAST														
Mast model	Max. Lifting height	Load capacity/Load center 500mm(kg)			Free lift (with backrest) (C)(mm)	Free lift (mm)	Tilting angles Forward/backward (C/°)	Service Weight (kg)						
		CP(CD)40	CP(CD)45	CP(CD)50				CP(CD)40	CP(CD)45	CP(CD)50	CP(C)40	CP(C)45	CP(C)50	
ZM261	2610	4000	4500	5000	2180	960	1380	6° / 12°	6475	6775	7075	6175	6475	6775
ZM271	2710	4000	4500	5000	2230	1010	1430	6° / 12°	6500	6800	7100	6200	6500	6800
ZM300	3000	4000	4500	5000	2375	1155	1575	6° / 12°	6550	6850	7150	6250	6550	6850
ZM330	3300	4000	4500	5000	2525	1305	1725	6° / 12°	6565	6865	7165	6265	6565	6865
ZM350	3500	4000	4500	5000	2625	1405	1825	6° / 12°	6575	6875	7175	6275	6575	6875
ZM375	3750	4000	4500	5000	2750	1530	1950	6° / 12°	6590	6890	7190	6290	6590	6890
ZM400	4000	4000	4500	5000	2875	1655	2075	6° / 6°	6605	6905	7205	6305	6605	6905
ZM450	4500	3700 *4000	4200 *4500	4500 *5000	3125	1905	2326	6° / 6°	6630	6930	7230	6330	6630	6930
ZM500	5000	3500 *4000	3900 *4200	4000 *4200	3375	2155	2576	6° / 6°	6665	6965	7265	6365	6665	6965
ZM550	5500	3100 *3200	3600 *3800	3800 *4000	3625	2405	2826	3° / 6°	6690	6990	7290	6390	6690	6990
ZM600	6000	2900 *2900	3200 *3200	3300 *3600	3875	2655	3076	3° / 6°	6715	7015	7315	6415	6715	7015

Note: (1)Free lift (without backrest) : +380mm;
(2) Refers to the rated capacity with front dual tyre.

WIDE VIEW FULL FREE 3-STAGE MAST														
Mast model	Max. Lifting height	Load capacity/Load center 500mm(kg)			Height mast retracted (C)(mm)	Free lift (with backrest) (mm)	Free lift (mm)	Tilting angles Forward/backward (C/°)	Service Weight (kg)					
		CP(CD)40	CP(CD)45	CP(CD)50					CP(CD)40	CP(CD)45	CP(CD)50	CP(C)40	CP(C)45	CP(C)50
ZSM392	3920	3840 *4000	4350 *4500	4800 *5000	2235	1012	1430	6° / 6°	6700	7000	7300	6400	6700	7000
ZSM435	4350	3500 *3800	4100 *4300	4600 *4800	2380	1157	1575	6° / 6°	6740	7040	7340	6440	6740	7040
ZSM450	4500	3350 *3500	4000 *4200	4200 *4700	2430	1208	1625	6° / 6°	6750	7055	7355	6450	6755	7055
ZSM470	4700	3250 *3400	3800 *4000	4050 *4200	2495	1274	1692	6° / 6°	6775	7075	7375	6475	6775	7075
ZSM480	4800	3150 *3300	3700 *3900	3950 *4100	2530	1307	1725	6° / 6°	6785	7085	7385	6485	6785	7085
ZSM500	5000	3050 *3200	3400 *3600	3800 *4000	2630	1407	1825	6° / 6°	6805	7105	7405	6505	6805	7105
ZSM540	5400	2750 *2900	3100 *3400	3400 *3600	2755	1532	1950	3° / 6°	6845	7145	7445	6545	6845	7145
ZSM600	6000	2400 *2500	2800 *3000	3100 *3400	2995	1772	2190	3° / 6°	6865	7165	7465	6565	6865	7165

Note: (1)Free lift (without backrest) : +365mm;
(2) Refers to the rated capacity with front dual tyre.



H series / HIGH EFFICIENT ENERGY EFFICIENT

4-5 ton H series
INTERNAL COMBUSTION COUNTERBALANCED
FORKLIFT TRUCK

Standard equipments

- Standard forklift
- Standard carriage
- M300 standard mast
- Standard overhead guard
- Single air cleaner
- Standard muffler
- Control valve (two throw)
- Standard pneumatic tyre
- Normal seat
- Driver's tool

Optional equipments

- Cab
- Rear working light
- Dual air cleaner
- Heater
- Fan
- Fire extinguisher
- Protecting net
- Dual tyre
- Solid tyre
- Long fork
- Windshield glass
- Rear working light
- Wide carriage
- Control valve (multi throw)
- High vertical exhaust
- Spark arrested muffler
- Catalyst muffler
- Tilting cylinder boot
- Steering cylinder boot
- Two stage free lift mast
- Three stage free lift mast

Optional attachments

- Side shifter
- Fork positioner
- Double side shifter
- Single double pallet handler
- Hinged forks
- Rotator
- Push/Pulls
- Carpet boom
- Load stabilizer
- Turnaloads
- Crane jib
- Glass handler
- Fork extension
- Paper roll clamp
- Single double pallet handler
- Drum clamp
- Fork clamp
- Block clamp
- Multi-purpose clamp



ANHUI HELI CO., LTD.
ADD: NO.688 Fanguang Street, Economic Development Zone, Heli, P.R.China
TEL: (86 551)83639966; 63630255; 63630256; 63632115
FAX: (86 551)83639966
WEBSITE: <http://www.helichina.net>
Email: hel@helichina.net

AUTHORIZED DEALER

* Details of specifications and equipment are based on information available at time of printing and may change without notice.



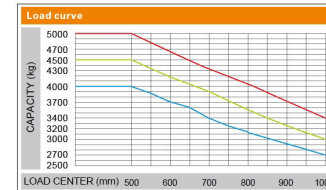
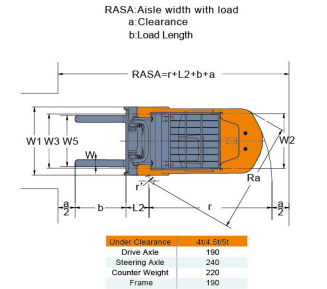
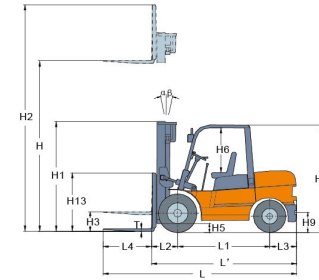
4-5 ton H series
INTERNAL COMBUSTION COUNTERBALANCED
FORKLIFT TRUCK

H series / HIGH EFFICIENT ENERGY EFFICIENT

Date and design Characteristics

Character										
1.01	Manufacturer				HELI					
1.02	Model	CPCD40-M2	CPCD45-M2	CPCD50-M2	CPOYD40-TY5	CPOYD45-TY5	CPOYD50-TY5	CPC40-XC3	CPC45-XC3	CPC50-WX5
1.03	Power type		Diesel			Gasoline/LPG			Diesel	
1.04	Rated capacity	kg	4000	4500	5000	4000	4500	5000	4000	4500
1.05	Load center	mm					500			5000
1.06	Driving mode						Seated			
Size										
2.01	Mast height, extended (with backrest, unloaded)	H2	mm				4217			
2.02	max. Fork height	H	mm				3000			
2.03	Mast height, lowered	H1	mm				2275			
2.04	Free lift	H3	mm				150			
2.05	Backrest height (from the fork surface)	H13	mm				1217			
2.06	distance from the seat surface to the overhead guard	H6	mm				980			
2.07	Overall height (overall height)	H4	mm				2270			
2.08	Overall length (fork/without fork)	L/L'	mm	4145/3075	4165/3095	4209/3139	4145/3075	4165/3095	4209/3139	
2.09	Front overhang	L2	mm				555			
2.10	Rear overhang	L3	mm	520	540	584	520	584	520	584
2.11	Wheel base	L1	mm				2000			
2.12	Traction pin height	H9	mm				385			
2.13	Min. Under clearance (at mast)	H5	mm				175			
2.14	overall width	W1	mm				1480			
2.15	Fork distance (external)(max./min.)	W5	mm				1340/300			
2.16	Tread (front tread/rear tread)	W3/W2	mm				1180/1190			
2.17	Min. Turning radius (inside)	r	mm				220			
2.18	min. Turning radius (outside)	r	mm	2720	2740	2800	2720	2740	2800	2800
2.19	min. Right angle aisle width	Ra	mm	2480	2500	2550	2480	2500	2550	2550
2.20	Mast tilting angle (front/rear)	α/β					6°/12°			
2.21	Fork size	L4xWxT	mm				1070x150x50			
Performance										
3.01	Max. Travelling speed (loaded/unloaded)	Km/h		25/26			25/26		18/19	18/19
3.02	lifting speed (loaded/unloaded)	mm/s		460/520			460/520		380/390	360/390
3.03	Lowering speed (loaded/ unloaded)	mm/s					<600/>300			
3.04	Traction force (loaded/unloaded)	kN		22/16			25/16		21/14	31/14
3.05	max. Gradeability(loaded/unloaded)	%		18/20	17/20	16/20	18/20	17/20	16/20	20/25
Weight										
4.01	Service weight	Kg	6500	6800	7100	6500	6800	7100	6200	6500
4.02	Weight distribution loaded (front/rear)	Kg	8925/1575	9750/1550	10500/1600	8925/1575	9750/1550	10500/1600	8569/1632	9320/1680
4.03	weight distribution unloaded (front/rear)	Kg	2700/3800	2710/4090	2680/4420	2700/3800	2710/4090	2680/4420	2635/3565	2730/3770
										2890/3910
Wheel and tyre										
5.01	Tyre number xdrive wheel (front/rear)						2X2			
5.02	tyre type (front/rear)						Pneumatic tyre			
5.03	tyre model (front)		8.25-15-14PR	300-15-20PR		8.25-15-14PR	300-15-20PR	8.25-15-14PR	8.25-15-14PR	300-15-20PR
5.04	Tyre model (rear)					7.00-12-12PR				
5.05	Service brake								vacuum assist -pedal type	
5.06	Parking brake					powered brake-pedal tyre				
Drive and control device										
6.01	Battery (voltage /capacity)	V/Ah		24/80			12/100		24/80	
6.02	Engine manufacturer /model			Mitsubishi S6S-230			GM 4.3L Gasoline/LPG		Xinchang 4D35G	Wuxi CA4110
6.03	Engine rated power	KW/rpm		52/3000			Gasoline: 70/2300, LPG: 76.6/2300		48/2300	61/2200
6.04	Engine rated torque	Nm/rpm		248/1700			Gasoline: 287/1700, LPG: 323.5/1700		230/1600-1800	305/1400-1600
6.05	Engine cylinder (number-bore *stroke)			6-94x120			6-101.6x88.39		4-98x115	4-110x125
6.06	engine displacement	L		4.966			4.29418		3.5	4.752
6.07	Engine fuel tank capacity	L					90			
6.08	Gear number (front/rear)				2-1 powered shift				2-2 manual shift	

Engine Model and Main Specification for Option					
Engine manufacturer /model	Engine rated power / rated speed KW/rpm	Max. torque/speed Nm/rpm	Engine displacement L	Engine cylinder (Number-bore*stroke)	Applied model
Weifang 4RMG25-1	55/2200	270/1680	4.329	4-105x125	CPCD40-50-WF6
Wuxi CA4110	61/2200	305/1400~1600	4.75	4-110x125	CPCD40-50-WX5
GM4.3L Tier IV Certified engine	Gasoline 70/2300 LPG 76.6/2300	Gasoline 287/1700 LPG 323.5/1700	4.29418	6-101.6x88.39	CPCD40-50-TY6
Quanchai 4C5-M	48/2300	230/1600-1800	3.47	4-98x115	CPC40-45-OC1



Note: The vertical axis stands for load capacity and the horizontal axis stands for load center which is calculated from the front surface of the forks to the gravity of the standard load. The standard load means a cubic with 1000mm edge length. When mast is tilted forward, using non-standard forks or loading large goods, the load capacity will be reduced. The load capacity of standard mast at different load center can be known from this load chart.

Mast lifting height and fork length table											
Wide view normal mast lifting height (mm)	2600	2700	3000	3300	3500	3700	3750	4000	4250	4500	6000
two stage full free mast lifting height (mm)	2610	2710	3000	3300	3500	3750	4000	4500	5000	5500	6000
three stage full free mast lifting height (mm)	3920	4350	4500	4700	4800	5000	5400	6000			
fork length (mm)	1070	1220	1370	1520	1670	1820	1970	2120			

Note: Equipments with * is standard.